














FAIRY TALE SEARCH + FIND

Cut out the fairy tale squares and hide them in plain sight around the room for your little one to find.

Print out two copies, one on a different color paper. Cut out one set to hide and leave the other set to use as a matching template.







CHECK OUT MORE FROM



Minnesota Millennial Mom

minnesotamillennialmom.com
@minnesotamillennialmom